

Animals Deterrents

green
growing green ideas

green
growing green ideas



Table of contents

Green Ravenna **3**

<i>The Company</i> 4	<i>The Products</i> 4	<i>Research & Development</i> 5
----------------------------	-----------------------------	---

Animal Deterrents **6**

<i>Applications tips</i> 7	<i>Scary cats</i> 12	<i>Scary mole</i> 16
<i>Scary sound</i> 8	<i>Scary dogs</i> 13	<i>Apply Scary mole</i> 17
<i>Green twist</i> 9	<i>Scary snake</i> 14	<i>Scary hog</i> 18
<i>Scary bird</i> 10	<i>Scary reptile</i> 15	<i>Deer wall</i> 19
<i>Scary pet</i> 11		

Green Ravenna

The company 4
The products 4
Research & Development 5





The Company

Green Ravenna was established in 1999, specializing its activities in Turf & Lawn care. Few years later, the Company enhanced its product portfolio, including products for Professional Farmers as well as Non-Professional Users.

Green Ravenna is part of an industrial group, entirely dedicated to the agribusiness, leading-edge in production and industrial research of Plant Protection Products aimed to introduce on the market new sustainable products for the crops.

Green Ravenna headquarters are located in the city centre of Ravenna, while its operative offices, including Administration, Logistic, Sales & Marketing and Research, are in Cotignola (Ravenna). The linear structure strenghten more and more the collaboration between different business areas.

Green Ravenna is active all around Italy, with more than 40 sale agents and 3 line managers, working day by day to match accurately and professionally our customers technical and commercial needs.

Beyond Italy, **Green Ravenna** distributes its products all over Europe, through a strong network of selected partners.



The Products

Green Ravenna markets a wide range of products both for the nutrition and protection of crops, plants and turf, covering the needs for both profesional and amateur users.

Before launching the products on the market, Green Ravenna Technicians test them in the fields to assess efficacy, efficiency and the different application techniques, in order to deliver the best possible products to our customers.

Green Ravenna respects the Nature and the Environment, developing environmental-friendly new products, suitable for both Conventional and Organic farming, taking care of users and people in the area.

Research & Development

Green Ravenna invests every resources for R&D. Every employee in the Company is dedicated to the study of farmers and market needs, through field trials and technical advices, in order to collect as much information as possible to develop new sustainable solutions.

Green Ravenna organization includes a Technical area that, in addition to the development of new products, supports the application through technical teaching to farmers, trying to obtain the best performances from all products.

Further to the internal development, **Green Ravenna** collaborates with internationally-recognized Universities, Research Centers and Companies to provide a wider portfolio of environmental-friendly solutions to our farmers.



Animals Deterrents



<i>Applications tips</i>	7
<i>Scary sound</i>	8
<i>Green twist</i>	9
<i>Scary bird</i>	10
<i>Scary pet</i>	11
<i>Scary cats</i>	12
<i>Scary dogs</i>	13
<i>Scary snake</i>	14
<i>Scary reptile</i>	15
<i>Scary mole</i>	16
<i>Apply Scary mole</i>	17
<i>Scary hog</i>	18
<i>Deer wall</i>	19

Application tips



APPLICATION TIPS

Scary line products do not harm animals but, changing their habits, force them to walk away from areas where they are undesired.

Before application, always remove any animals feces and urines.

Feces and Urines are used by animals to mark their territory. Removing them before the application, reduces the probability of animals return.

Before application, always carefully clean the areas with fresh water to remove any animals residues.

If the goal is to drive away animals from an area, always leave a way out.

If heavy rains occur, apply again.

The products do not stain, but before applying on walls or internally, always test it on small scale.



Scary sound

Acoustic deterrent for birds and hogs

Scary sound is an acoustic deterrent, which naturally and definitively gets rid of birds such as *starlings*, *pigeons*, *sparrows*, *seagulls*, *crows* and *cormorants*, as well as *wild hogs*, from all those places that need protection as livestock, crop fields, balconies, gardens and in general, from all the places where those animals can be present and dangerous.

Scary sound emits different danger signals, typical for each species, and predators sounds, thus provoking the getaway of the undesired animals.

For an immediate use, 4 different programs are already set up and, based on experience, offer good protection against the most common species.

Scary sound can be customized: working hours, pause, speakers and light sensors can be set up in order to achieve the best results.



ANIMALS

Birds

Hogs



AREA OF USE

Civil Areas

Agricultural Areas

Others: *windowsill, balcony, roof, railings, etc.*



PACKAGE

Scary Sound

Speaker (30 watts)

Power supply (12 V)

Deterrent coverage + screws



Green twist

Optical deterrent for birds

Green twist is an optical deterrent for *birds*.


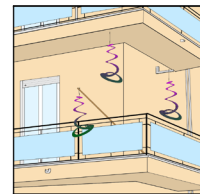
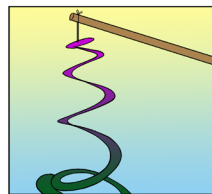

Green twist design allows to move, even in moderate wind conditions, both with a circular and ascendant-descendent movement, changing colors faster and targeting different birds species.

Green twist is available in two packages:

- *Hobby*: for small areas (e.g. balconies).
- *Professional*: to cover at least 100 m².

How to apply

Knot the rope at the end of the deterrent and place it over the area to be protected.



ANIMALS

Birds



AREA OF USE

Civil Areas

Agricultural Areas

Others: windowsill, balcony, roof, railings, etc.



PACKAGE

Hobby

2 pieces

Professional

1 piece



Scary bird

Liquid RTU deterrent for birds

Scary bird is a Ready-To-Use liquid deterrent for birds that creates a persistent olfactory barrier, pushing away *pigeons, doves, starlings, blackbirds* and, in general, *birds* from *window sill, roofs, railings* and other areas where they generally lay down, teaching them not to come back.

The odor is unbearable for birds, while it can be easily tolerated by humans.

How to apply

Before application, clean the area carefully.

Apply uniformly from 30-40 cm away.

At the beginning, spray every day then every two days.

In case of rain, apply again.



ANIMALS

Birds



AREA OF USE

Civil Areas

Agricultural Areas

Others: *window sill, balcony, roof, railings, etc.*



PACKAGE

Trigger RTU

12x500 mL



APPLICATION RATES

500 mL/50 m²



Scary pet

Liquid deterrent for pets

Scary pet is a liquid deterrent, based on different essential oils, specifically studied to protect internal areas from *pets*.

The product forces away *cats* and *dogs*, creating an olfactory protection, unpleasant for animals but not for humans.

Scary pet does not harm in any circumstances the animals but forces them to change their habits.

How to apply

Before application, clean the area carefully, removing organic residues as well as traces of feces and urines.

Apply uniformly from 30-40 cm away.

If necessary, apply **every 3-4 days**.



ANIMALS

Pets: *dogs & cats*



AREA OF USE

External Domestic Areas

Internal Domestic Areas

Others: *gates, doors, stairways, etc.*



PACKAGE


Trigger RTU

12x500 mL



APPLICATION RATES

500 mL/50 m²



Scary cats

Granular deterrent for cats

Scary cats is a granular deterrent for cats.

Scary cats gets rid of cats from gardens, creating an olfactory protection, which prevents animals to mark the territory.

Soft soils and mulch are perfect places for cats to dig holes and leave their feces, which make gardens malodorous and unhealthy. Thanks to the essential oils, cats are taught to leave the area without any harms.

How to apply

Before application, clean the area carefully from any organic residues as feces and urines.

In case of rain, apply again.



ATTENTION
H-PHRASES:
H317 - H412



ANIMALS

Cats



AREA OF USE

Gardens

External Domestic Areas

Others: turf, flower pots, etc.



PACKAGE


Cans 24x550 g

Cans 8x1,32 kg



APPLICATION RATES

650-850 g/100 m²



Scary dogs

Granular deterrent for dogs

Scary dogs is a granular deterrent for dogs.

Scary dogs gets rid of dogs from gardens, creating an olfactory protection, which prevents animals to mark the territory.

Soft soils and mulch are perfect places for dogs to dig holes and leave their feces, which make your gardens malodorous and unhealthy. Thanks to the essential oils, dogs are taught to leave the area without any harms.

How to apply

Before application, clean the area carefully from any organic residues as feces and urines.

In case of rain, apply again.



ATTENTION
H-PHRASES:
H317 - H412



ANIMALS

Dogs



AREA OF USE

Gardens

External Domestic Areas

Others: turf, flower pots, etc.



PACKAGE


Cans 24x550 g

Cans 8x1,32 kg



APPLICATION RATES

650-850 g/100 m²



Scary snake

Granular deterrent for snakes

Scary snake is a granular deterrent for *snakes*, based on essential oils, sulphur and organic matter.

Usually *snakes*, in general *reptiles*, take refuge under rocks, woods, around house bases, garages, barns, huts, garden, garden pots, lawns, swimming pools, etc.

The odor released by **Scary snake** reminds of a predator attack, forcing to leave the area, without harming them and humans.

How to apply

Before application, clean the area carefully from any organic residues. In case of rain, apply again.



ATTENTION
H-PHRASES:
H315 - H317



ANIMALS

Snakes



AREA OF USE

Gardens

External Domestic Areas

Snakes shelters: *garbage cans, rocks, woods*



PACKAGE

Cans 24x550 g

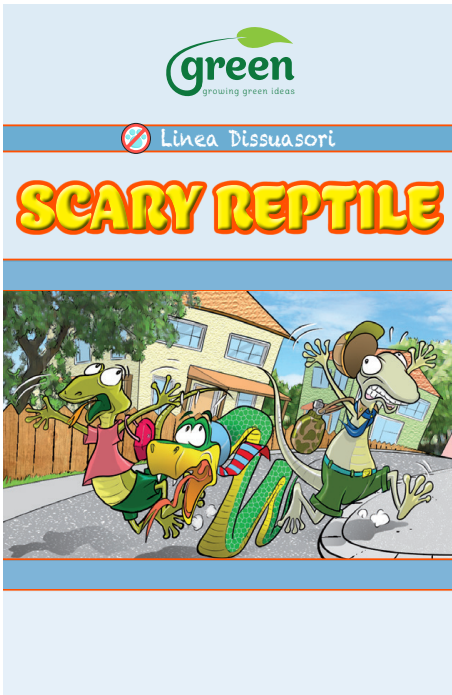
Cans 8x1,32 kg

Cans 10 kg



APPLICATION RATES

650-850 g/100 m²



Scary reptile

Liquid deterrent for reptiles

Scary reptile is a Ready-To-Use liquid deterrent for *reptiles*, such as *snakes*, *lizards* and *geckos*, based on essential oils.

Scary reptile does not harm the animals, but forces them to move away, thanks to an unpleasant olfactory barrier.

How to apply

Before application, clean the area carefully.

Apply uniformly from 30-40 cm away.

If necessary, apply **every 3-4 days**.

In case of rain, apply again.



ANIMALS

Reptiles: *snakes*, *lizards*, *geckos*, etc.



AREA OF USE

External Domestic Areas

Internal Domestic Areas

Others: *gates*, *doors*, *stairways*, etc.



PACKAGE


Trigger RTU

12x500 mL



APPLICATION RATES

500 mL/50 m²



Scary mole

Granular deterrent for moles

Scary Mole is a *mole* deterrent based on natural organic matter.

Its formulation allows the application by either broadcast or fertilizer spreader.

It is the most effective and cheap alternative to traps, venom and baits.



ATTENTION
H-PHRASES:
H317 - H318 - H412



ANIMALS

Moles



AREA OF USE

Sport Courses: *football fields, golf courses, etc.*

Gardens



PACKAGE


Can	24x500 g
Can	8x1,32 kg
Bucket	10 kg



APPLICATION RATES

500-700 g/100 m²

Apply Scary mole



Moles are

on the border

Cover the whole area where moles are present. The first application moves moles outside the area, while the second guarantees that moles will not enter the area for at least 45 days.

Day 1 - Cover the whole area, at least 10 m away from where holes and tunnels are visible, then water for 20 minutes.

After 2 weeks - Repeat as above.

inside the area


Set an exit point in the area and drive moles to that point.

Day 1 - Apply, starting 10 m from the damaged area, as far away as possible from the exit point. Then, water for 20 minutes.

After 3 days - Apply to the remaining part of the lawn, to keep pushing moles away from the area. Then, water for 20 minutes.

After 30 days - Apply a 10 m wide band all along the area borders, to prevent moles re-entry. Then, water for 20 minutes.





Scary hog

Liquid deterrent for wild hogs and ungulates

Scary hog is a Ready-To-Use granular deterrent, based on essential oils, aimed to keep away *wild hogs* and other *ungulates*, emitting an unpleasant odor for them. The product is formulated to release the perfume gradually and with long-lasting effect.

Scary hog prevents hogs and other ungulates to walk on the streets, in parks, gardens or cultivated areas, respecting animals and the Environment.

Rains and frequent irrigations decrease **Scary hog** efficacy.

How to apply

Apply **every 15-20 days**.

In case of rain, check carefully the treated area and, if necessary, apply again at **half dose**.



ANIMALS

Wild hogs & ungulates



AREA OF USE

External Domestic Areas

Agricultural Areas

Gardens



PACKAGE

Bottle 12x900 g


Bucket 4x4,5 kg



APPLICATION RATES

0,5 - 1 kg/15-25 m

along the perimeter of the area to be protected



Deer wall

Physical deterrent for deers


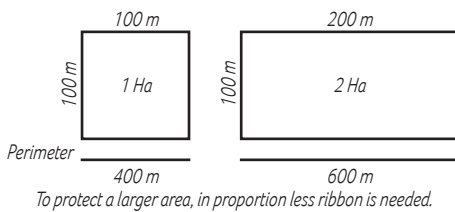
Deer wall is a deterrent for *deers, roes, fallow deers* and *Cervidae* in general. The kit is composed of a re-usable **ribbon** and the **liquid Deer wall**.

The components works synergically together, protecting efficiently the area:

- Ribbon has a **visual-physical effect**, which frightens animals;
- Deer Wall solution, made up of essential oils, unpleasant to the deers but not to humans, has an **olfactory effect**, preventing deers to continue their roots and devastate the area.

How to apply

A **Deerwall kit** is composed of 400 m ribbon and 473 mL bottle. Before application, the ribbon should be secured to poles at 60-70 cm height, previously planted 10 m away each other. Then, after diluting the Deer wall liquid in water, with a ratio 1:10, spray the product on the ribbon. Apply **every 30 days**.



Secure the ribbon at 60-70 cm height



Wet the ribbon with the solution



Apply every 30 days



ANIMALS

Deers



AREA OF USE

Lawns, wild fields & forestry

Agricultural Areas

Gardens



PACKAGE

Kit (Ribbon - 400 m; Bottle - 473 mL)

2

Bottle

6x946 mL



APPLICATION RATES

1 kit/4.000 m²

Animals Deterrents



Green Ravenna Srl

Headquarter: Via Matteotti, 16 - 48121 Ravenna - Italy

Offices: Via Dell'Artigiano, 21 - 48033 Cotignola (RA) - Italy

Tel. 0545 908980 | Fax 0545 908990 | Email: info@greenravenna.it

www.greenravenna.it